


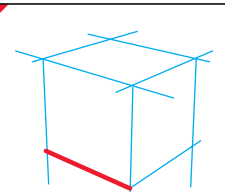
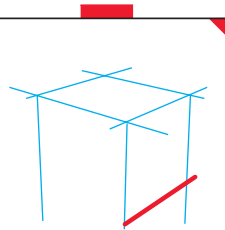
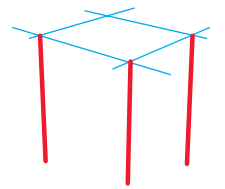
Order the complete book of 3D drawing exercises online at www.3dboards.com.au



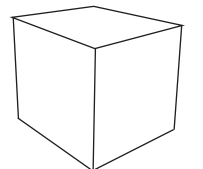
GIVEN



PENCIL



FINELINER



1. CUBE

Rectangular prisms are the basis for drawing most objects. Learn how to draw a cube and you have made the first step in drawing just about anything else.

1. Print this page out (without scaling).
2. Affix it to the drawing board in the corner markings on the board.
3. Modify the shape in the middle of the page by following the steps shown on the right. The red shapes indicate the location of the tracking rule.